



# Domino M-Series Print & Apply Accessories Catalogue

**M230i**

Domino. Do more.

# CONTENTS

INTRODUCTION.....	2
USER INTERFACE.....	3
TouchPanel.....	4
TouchPanel mounting kit - Floor stand.....	5
TouchPanel mounting kit - Tube stand.....	6
Power cable.....	7
MECHANICAL ACCESSORIES .....	8
Floor stand.....	9
Tube stand SI 120 – Electric (mounting angles 0°, 90°, 180°, 270°).....	10
Tube stand SI 120 – Electric (mounting angles 90°, 270°, horizontal).....	11
Tube stand SI 000.....	12
Long mounting tube for Floor stand .....	13
Air supply .....	14
Air supply mounting kit.....	15
Air supply filter cartridge.....	16
Fixed brush on adjustable bracket (110mm) .....	17
Fixed brush on adjustable bracket (170mm) .....	18
Pneumatic Corner Wrap brush (110mm).....	19
Pneumatic Corner Wrap brush (160mm).....	20
Pneumatic Corner Wrap brush mounting kit.....	21
Printer mounting plate.....	22
Flange clamps - FKR.....	23
Flange clamps – RH.....	24
Base clamps.....	25
Cross clamps.....	26
Stainless steel Tube.....	27
Slide bar for product detector.....	28
Mounting stand for scanners .....	29
ELECTRICAL ACCESSORIES .....	30
Beacon light – Green/Yellow/Blue.....	31
Beacon light – Green/Yellow/Red.....	32
Led bulb for Beacon light .....	33
Buzzer module for Beacon light.....	33
Machine Stop.....	34
Wi-Fi.....	35
Product detector kit.....	36

Scanner- Datalogic.....	37
Scanner- SICK.....	38
Connection kit for Datalogic Scanners.....	39
Connection kit for SICK Scanners.....	40
PREVENTATIVE MAINTENANCE ACCESSORIES .....	41
Preventative Maintenance kit for T50i, 4" printers.....	41
Preventative Maintenance kit for T60i, 6" printers.....	42

## INTRODUCTION

This document provides useful information about the **M230i** range accessories including photography, part numbers, descriptions, technical data and fitting.

**Note:** This is a working document and will be continuously updated. The newest version of this document will always be available on MyDomino.

## USER INTERFACE

To accommodate customer needs of configuring the Print & Apply unit with enhanced operator experience, we offer a range of modern UI's. Mounting kits and other related products necessary to install the UI is also offered.

- TouchPanel
- User Interface mounts

## TouchPanel

This TouchPanel is a 10" User Interface for the M-Series range, allowing users to control and configure the Print & Apply unit via the *Quickstep* interface. For more details, please download the Product manual [EPT042045] on MyDomino.

Product / Part number	Compatibility	Technical Data
M-Series TouchPanel EPT017152	M-Series standard units (Not used for M230i-PI50)	<ul style="list-style-type: none"> <li>• 10.4" full colour touchscreen (800x 600 resolution)</li> <li>• 307x230x75mm (WxHxD)</li> <li>• 1 x 5m ethernet cable</li> </ul>
Image		
		
Connection/Fitting		
		

## TouchPanel mounting kit - Floor stand

This mounting bracket gives you the possibility to easily mount the UI on the Floor stand in order to place the UI in the most user-friendly position.

Product / Part number	Compatibility	Technical Data
TouchPanel mounting kit for Floor stand EPT017640	Floor stand (MT41249) M-Series TouchPanel	<ul style="list-style-type: none"><li>• VESA 75 screen mount</li><li>• Supplied as a kit, mounted on site.</li></ul>

### Image



### Connection/Fitting



## TouchPanel mounting kit - Tube stand

This mounting bracket gives you the possibility to easily mount the UI on a Tube stand in order to place the UI in the most user-friendly position.

Product / Part number	Compatibility	Technical Data
TouchPanel mounting kit for Tube stand EPT017641	Tube stands SI000 & SI120 M-Series TouchPanel	<ul style="list-style-type: none"> <li>• VESA 75 screen mount</li> <li>• Supplied as a kit, mounted on site</li> <li>• Mounted on e.g PCU tube Ø 30mm.</li> </ul>

### Image



### Connection/Fitting



## Power cable

Power cable for connecting TouchPanel if not using the POE included.

Product / Part number	Compatibility	Technical Data
Mains Power Cable VEY1414 (Euro) VEY1415 (US)	M-Series TouchPanel	<ul style="list-style-type: none"><li>• 1,5m power cable with Euro Plug or US Plug</li></ul>
Image		
<div><div>VEY1414</div>A black power cable with a standard Euro two-prong AC plug on one end and a blue industrial connector on the other. The cable is coiled.</div> <div><div>VEY1415</div>A black power cable with a standard US three-prong AC plug on one end and a blue industrial connector on the other. The cable is coiled.</div>		



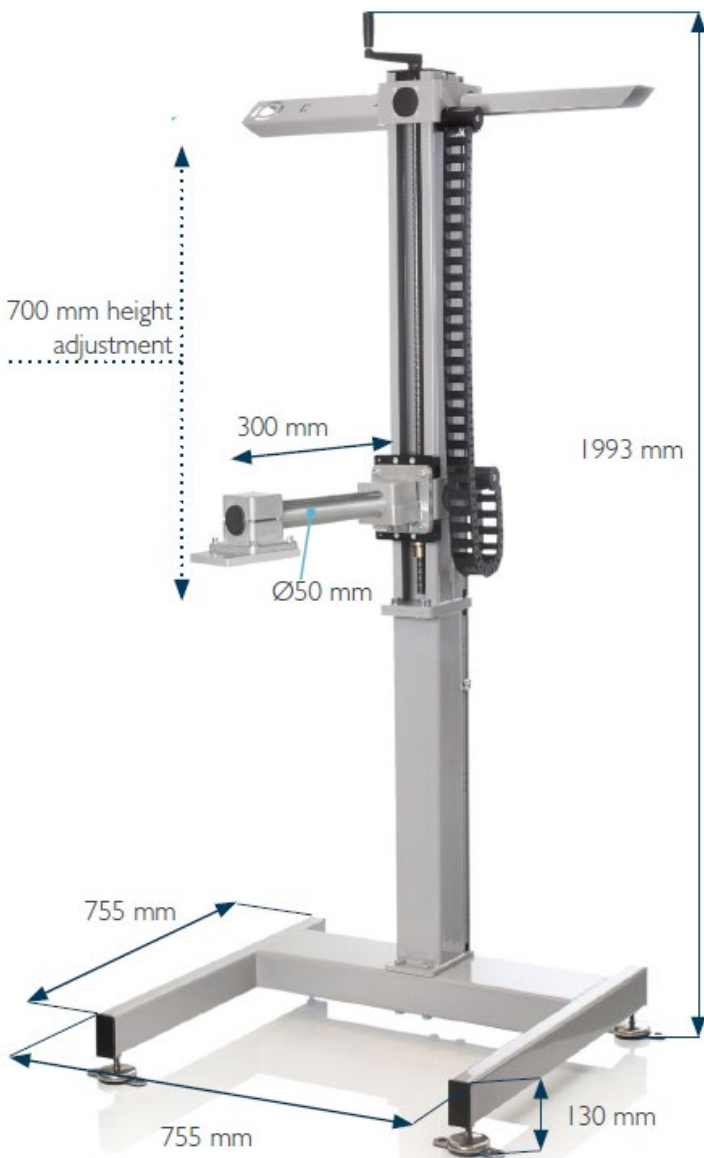
## MECHANICAL ACCESSORIES

To mount the Print & Apply solution, we offer a range of stands with related mounting products. Please read the **Stand Guide** (available on MyDomino) if you need further help in selecting the right stand model depending on mounting angle and application height requirements.

- Floor stand
- Tube stand
- Air supply
- Mounting products

## Floor stand

A versatile stand with unmatched flexibility, designed to be easy to use and built for tough environments. For complete technical specification, please read Stand Guide, Product brochure or Product manual, all found on MyDomino.

Product / Part number	Compatibility	Technical Data
Floor stand MT41249	M-Series standard units (Not used for M230i-PI50)	Please see Stand guide, Product brochure or Product manual.
Image		
 <p>Technical drawing of the Floor stand MT41249. The stand features a square base with side lengths of 755 mm and a height of 130 mm. The main vertical column has a total height of 1993 mm. A horizontal arm extends from the column, with a length of 300 mm and a diameter of Ø50 mm. The arm is adjustable, with a 700 mm height adjustment range indicated by a dotted line. The stand is equipped with leveling feet for stability.</p>		

## Tube stand S1120 – Electric (mounting angles 0°, 90°, 180°, 270°)

An electrical Tube stand making it easy to adjust the apply height of your Print & Apply unit in the angles 0°, 90°, 180° and 270°. Available in 230V and 115V. For more information, please read the Stand Guide, found on MyDomino.

Product / Part number	Compatibility	Technical Data
SI120TF-210-A0987-230V MT25551	M-Series standard units (Not used for M230i-PI50)	<ul style="list-style-type: none"> <li>• 210 cm Electric Tube stand</li> <li>• Please read the Stand Guide for complete technical specification.</li> <li>• 230V and 115V versions</li> </ul>
SI120TF-210-A0987-115V MT21585		

### Image



## Tube stand S1120 – Electric (mounting angles 90°, 270°, horizontal)

An electrical Tube stand making it easy to adjust the apply height of your Print & Apply unit in the angles, 90°, 270° and Horizontal. Available in 230V and 115V. For more information, please read the Stand Guide, found on MyDomino.

Product / Part number	Compatibility	Technical Data
SI120TF-210-A97H-230V MT26022	M-Series standard units (Not used for M230i-PI50)	<ul style="list-style-type: none"> <li>• 210 cm Electric Tube stand</li> <li>• Please read the Stand Guide for complete technical specification.</li> <li>• 230V and 115V versions</li> </ul>
SI120TF-210-A97H-115V MT27008		

### Image



## Tube stand S1000

A robust Tube stand in stainless steel for mounting a Print & Apply unit at a fixed height. For more information, please read the Stand Guide, found on MyDomino.

Product / Part number	Compatibility	Technical Data
SI 000TF-I70 (Angle 0°, 90°, 180°, 270°) MT27002	M--Series standard units (Not used for M230i-PI50)	<ul style="list-style-type: none"> <li>170 cm Tube stand</li> </ul>
SI 000TF-I70 (Angle 90°, 270°, horizontal) MT27003		
Image		
		

## Long mounting tube for Floor stand

500 mm long mounting tube which can replace the default 300 mm long mounting tube on the Floor Stand to give 200 mm extra horizontal reach.

Product / Part number	Compatibility	Technical Data
Long mounting tube MT41339	Floor Stand, (MT41249)	<ul style="list-style-type: none"><li>• Ø 50 mm stainless steel</li><li>• 1 black end cap</li><li>• Length: 500 mm</li></ul>

### Image




### Connection/Fitting



## Air supply

Makes it possible to control and monitor the compressed air supplied to the Print & Apply unit. Thanks to a filter system it also makes sure that the air does not contain particles, water or oil. The Air supply is included when ordering a Machine Stop (MT32396).

Product / Part number	Compatibility	Technical Data
Air kit complete MS4 left EPT023137	M-Series standard units	<ul style="list-style-type: none"> <li>• Ø 10mm tube connection</li> </ul>
Image		
		
Additional accessories recommended for this product		
EPT023714	Air supply mounting kit (for Tube stands – not required for Floor stand)	
EPT051826SP	Air supply filter cartridge	

## Air supply mounting kit


A mounting kit for Air supply, making it easy to mount it on a Tube stand or on aluminum profiles.

Product / Part number	Compatibility	Technical Data
Air supply mounting kit MS4 EPT023714	Air kit complete MS4 left Tube stands	<ul style="list-style-type: none"><li>Mounted on site.</li></ul>

### Image




### Connection/Fitting






## Air supply filter cartridge

Replacement filter cartridge to the Air supply kit. Makes sure that the air does not contain particles, water or oil.

Product / Part number	Compatibility	Technical Data
Filter cartridge EPT051826SP	Air kit complete MS4 (EPT023137)	<ul style="list-style-type: none"><li>• 2 pcs</li></ul>
Image		
		

## Fixed brush on adjustable bracket (110mm)

A stand-alone 110mm brush that can be mounted beside the conveyor system in order to brush on a label around the front corner of a product.

Product / Part number	Compatibility	Technical Data
M516-110 brush on adjustable bracket, Apply/Wipe-on MT24908	M230i-S M230i-SP M230i-FS	<ul style="list-style-type: none"><li>• Two adjustable aluminum profiles</li><li>• 110mm brush</li></ul>
Image		
 A stand-alone 110mm brush on an adjustable bracket. The brush is black and mounted on a white bracket. The bracket is made of two adjustable aluminum profiles, one horizontal and one vertical, forming a T-shape. The horizontal profile has a slot for the brush. The vertical profile has a base plate. The entire assembly is shown against a white background.		

## Fixed brush on adjustable bracket (170mm)

A stand-alone 170mm brush that can be mounted beside the conveyor system in order to brush on a label around the front corner of a product.


Product / Part number	Compatibility	Technical Data
M516-170 brush on adjustable bracket, Apply/Wipe-on MT24909	M230i-S M230i-SP M230i-FS	<ul style="list-style-type: none"><li>• Two adjustable aluminum profiles</li><li>• 170 mm brush</li></ul>

### Image




## Pneumatic Corner Wrap brush (110mm)

The Pneumatic Corner Wrap Brush is a complementary accessory to any side or top applicator when corner wrap labels are to be applied around the trailing edge of moving products.

Product / Part number	Compatibility	Technical Data
Pneumatic Corner Wrap Brush EPT013978	M230i-W M230i-WR M230i-T100/T150	<ul style="list-style-type: none"> <li>• 110mm wide brush</li> <li>• 300 mm cylinder stroke</li> </ul>
Image		
		
Additional accessories recommended for this product		
MT18777	Mounting kit	


## Pneumatic Corner Wrap brush (160mm)

The Pneumatic Corner Wrap Brush is a complementary accessory to any side or top applicator when corner wrap labels are to be applied around the trailing edge of moving products.

Product / Part number	Compatibility	Technical Data
Pneumatic Corner Wrap Brush EPT013979	M230i-WV M230i-WR M230i-T100/T150	<ul style="list-style-type: none"> <li>• 160mm wide brush</li> <li>• 300 mm cylinder stroke</li> </ul>
Image		
		
Additional accessories recommended for this product		
MT18777	Mounting kit	

## Pneumatic Corner Wrap brush mounting kit

A mounting kit for the Pneumatic Corner Wrap Brush.

Product / Part number	Compatibility	Technical Data
Mounting kit for Pneumatic Corner Wrap Brush/Pusher MT18777	EPT013978 EPT013979	<ul style="list-style-type: none"><li>Supplied as a kit, mounted on site.</li></ul>
Image		
 The image shows the components of a pneumatic corner wrap brush mounting kit. It includes two long, cylindrical metal rods with flange-like mounting brackets at each end. The brackets have four mounting holes. Between the rods, there are several small hardware items: two blue and silver fittings, and several silver screws and bolts. The entire assembly is shown against a plain white background.		

## Printer mounting plate


A mounting plate to secure your printer in a safe and stable manner.

Product / Part number	Compatibility	Technical Data
Printer mounting plate MT990111	FKR/FRR 30, 40, 50 M230i range (Not used for M230i-PI50)	<ul style="list-style-type: none"><li>• 125x191x15mm (WxHxD)</li><li>• Screws for mounting not included</li></ul>

### Image





### Connection/Fitting



## Flange clamps - FKR


Clamps for mounting your Print & Apply modules in various angles.

Product / Part number	Compatibility	Technical Data
Flange clamp MTI1207 – FKR 30 MTI1206 – FKR 40 MTI1205 – FKR 50	Floor stand Tube stand MT990111	<ul style="list-style-type: none"> <li>For Ø 30/40/50 mm tube</li> </ul>
Image		
		
Connection/Fitting		
		



## Flange clamps – RH

Brackets for mounting Beacon light or Air supply kit on Tube stands.

Product / Part number	Compatibility	Technical Data
Flange Clamp RH50 MTI1203	Beacon light Tube stand – Electric	<ul style="list-style-type: none"> <li>• Ø 50 mm</li> </ul>
Flange Clamp RH60 MTI1204	Beacon light Tube stand  Air supply mounting kit EPT023714	<ul style="list-style-type: none"> <li>• Ø 60 mm</li> </ul>
Image		
		
Connection/Fitting		
NO PHOTO AVAILABLE		



## Base clamps

Clamps for mounting your Print & Apply modules in various angles.

Product / Part number	Compatibility	Technical Data
Base clamp MTI1219 – FRR 30 MTI1218 – FRR 40 MTI1220 – FRR 50	Floor stand Tube stand MT990111	<ul style="list-style-type: none"> <li>For Ø 30/40/50 mm tube</li> </ul>
Image		
		
Connection/Fitting		
		

## Cross clamps

Clamps for connecting tubes with various diameters.

Product / Part number	Compatibility	Technical Data
Cross clamp MTI1601 – KD50/30 MTI7633 – KD60/30 MTI1602 – KD60/50 MTI1599 – KD60	Ø 30/50/60mm tubes	
Image		
<p>MTI7633-KD60/30</p> 		
Connection/Fitting		
		

## Stainless steel Tube

Stainless steel tubes in different sizes in order to fix your Print and Apply unit according to your needs.

Product / Part number	Compatibility	Technical Data
Tube stainless steel MT33750 – 400mm, Ø30mm MT33440 – 500mm, Ø50mm MT33441 – 750mm, Ø50mm MT33439 – 1500mm, Ø60mm	M-Series standard units (Not used for M230i-PI50)	<ul style="list-style-type: none"><li>• Tube in stainless steel</li></ul>
Image		
		

## Slide bar for product detector

Mounted to the conveyor with 2 included screws and with the Product detector kit attached, it offers a 400mm range of stepless adjustment along the conveyor to easily find the perfect detection position and/or allow multiple detection positions to cater for variations in the application.

Product / Part number	Compatibility	Technical Data
Slide bar for Product detector kit EPT066I4ISP	EPT066I40SP	<ul style="list-style-type: none"> <li>• 500mm aluminium profile</li> <li>• 2 screws</li> </ul>
Image		
		
Connection/Fitting		
		
Additional accessories recommended for this product		
EPT066I40SP	Product detector kit	

## Mounting stand for scanners

A flexible stand for fixation of scanner along the conveyor.

Product / Part number	Compatibility	Technical Data
Stand to stationary scanner MT20229		<ul style="list-style-type: none"><li>• 30 mm aluminium profile</li><li>• Can be bolted to floor (height 1m)</li></ul>
Image		
		

## ELECTRICAL ACCESSORIES

For further configuration, there are electrical accessories that can be selected to accompany the Print & Apply unit.

- Beacon light
- Machine stop
- Wi-Fi
- Product detector
- Scanner
- Connection kit

## Beacon light – Green/Yellow/Blue

The beacon light displays the status of the printer using a 3 colour LED system.

Product / Part number	Compatibility	Technical Data
Beacon Light G/Y/B EPT020173	M-Series standard units (Included in <b>M230i-PI50</b> ) Flange Clamp RH50 (MTI I203) Flange Clamp RH60 (MTI I204)	<ul style="list-style-type: none"><li>• 3 colour LED system</li><li>• 24V Power Supply</li><li>• 3m cable</li><li>• Mounting bracket</li></ul>

### Image





## Beacon light – Green/Yellow/Red

The beacon light displays the status of the printer using a 3 colour LED system.

Product / Part number	Compatibility	Technical Data
Beacon Light, G/Y/R EPT020176	M-Series standard units (Included in <b>M230i</b> -PI50) Flange Clamp RH50 (MTI I203) Flange Clamp RH60 (MTI I204)	<ul style="list-style-type: none"><li>• 3 colour LED system</li><li>• 24V Power Supply</li><li>• 3m cable</li><li>• Mounting bracket</li></ul>

### Image



## Led bulb for Beacon light

To add/replace a bulb on a Beacon light G/Y/R/B 40 mm.

Product / Part number	Compatibility	Technical Data
Green LED bulb EPT039711SP Yellow LED bulb EPT039712SP Blue LED bulb EPT039713SP Red LED bulb EPT039714SP	Beacon Light G/Y/B (EPT020173) Beacon Light, G/Y/R (EPT020176)	<ul style="list-style-type: none"> <li>24 V DC</li> </ul>

### Image



## Buzzer module for Beacon light

If you would like an acoustic notification on top of the visual LED bulbs.

Product / Part number	Compatibility	Technical Data
Piezo Buzzer Module EPT043084	Beacon Light G/Y/B (EPT020173) Beacon Light, G/Y/R (EPT020176)	<ul style="list-style-type: none"> <li>24 V DC</li> </ul>

### Image



## Machine Stop

A stand-alone machine stop that can be mounted up to 3 m away from the machine when needed.

Product / Part number	Compatibility	Technical Data
Machine Stop, Stand Alone MT32396	M-Series standard units (Not M230i-PI50)	<ul style="list-style-type: none"><li>• Machine stop box with 2 buttons (stop and reset) on mounting plate</li><li>• Air supply (EPT023137) on mounting plate</li><li>• 3 m cable</li></ul>
Image		
NO PHOTO AVAILABLE		


## Wi-Fi

For wireless ethernet interface, integrated in the PCU.

Product / Part number	Compatibility	Technical Data
EtherNet W-LAN MT21388	PCU III E -PCU IV	<ul style="list-style-type: none"> <li>EtherNet W-LAN</li> <li>802.11g / 54 Mbit wireless</li> </ul>
Image		
		
Connection/Fitting		
		


## Product detector kit

This product detector is fitted on the production line and set up so that a light beam from the detector is reflected by the product itself. The reflection may be from the body of the product or from the light coloured marking on a darker background on the product.

Product / Part number	Compatibility	Technical Data
Product detector kit EPT066140SP	M-Series M230i standard units Slide bar EPT066141SP	<ul style="list-style-type: none"> <li>• 1 SICK GTB10</li> <li>• 5m cable</li> <li>• Mounting details</li> <li>• Instructions</li> </ul>
Image		
		
Connection/Fitting		
		
Additional accessories recommended for this product		
EPT066141SP	Slide bar for Product detector kit	


## Scanner- Datalogic

A linear scanner with 40-300 mm reading distance from Datalogic, for verifying the readability of printed barcodes.

Product / Part number	Compatibility	Technical Data
Datalogic DS2100N-I200 MT21970	M-Series standard units (Specific part no. for <b>M230i</b> -PI50)	
Image		
		
Additional accessories recommended for this product		
MT20229	Mounting stand to stationary scanner	
EPT041282SP	Connection kit for <b>M230i</b> -T, TB, S and SP	
MT26935	Connection kit for <b>M230i</b> -W, WR, F, FS, B, CW, CWR	

## Scanner- SICK

A linear scanner with 60-365 mm reading distance from Sick, for verifying the readability of printed barcodes.

Product / Part number	Compatibility	Technical Data
SICK CLV 620-0000 MT27329	M-Series standard units (Specific part no. for <b>M230i-PI50</b> )	
Image		
		
Additional accessories recommended for this product		
MT20229	Mounting stand to stationary scanner	
EPT041283SP	Connection kit for <b>M230i-T</b> , TB, S and SP	
MT22129	Connection kit for <b>M230i-W</b> , WR, F, FS, B, CW, CWR	

## Connection kit for Datalogic Scanners

A connection kit to connect an external Datalogic scanner

Product / Part number	Compatibility	Technical Data
Connection kit for <b>M230i-T</b> , TB, S and SP EPT04I282SP	<b>M230i-T</b> , TB, S and SP	<ul style="list-style-type: none"> <li>• Cable, 3m</li> <li>• D-Sub 9 pin crimp</li> <li>• Crimp for D-Sub male</li> <li>• Screws and nuts</li> </ul>
Connection kit for <b>M230i-W</b> , WR, F, FS, B, CW, CWR MT26935	<b>M230i-W</b> , WR, F, FS, B, CW, CWR	<ul style="list-style-type: none"> <li>• Cable, 5m</li> <li>• D-Sub 9 pin crimp</li> <li>• Crimp for D-Sub male</li> <li>• Screws and nuts</li> </ul>

### Image





## Connection kit for SICK Scanners

A connection kit to connect an external SICK scanner

Product / Part number	Compatibility	Technical Data
Connection kit for <b>M230i-T</b> , TB, S and SP EPT04I283SP	<b>M230i-T</b> , TB, S and SP	<ul style="list-style-type: none"> <li>• Cable, 3m</li> <li>• D-Sub 9 pin crimp</li> <li>• Crimp for D-Sub male</li> <li>• Screws and nuts</li> </ul>
Connection kit for <b>M230i-W</b> , WR, F, FS, B, CW, CWR MT22I29	<b>M230i-W</b> , WR, F, FS, B, CW, CWR CWR	<ul style="list-style-type: none"> <li>• Cable, 5m</li> <li>• D-Sub 9 pin crimp</li> <li>• Crimp for D-Sub male</li> <li>• Screws and nuts</li> </ul>


### Image




## PREVENTATIVE MAINTENANCE ACCESSORIES

To ensure that the Print & Apply solution will work optimally for many years to come, you need to regularly maintain the machine. The Preventative Maintenance boxes contains all tear and wear items that are needed for the **M230i** range.

### Preventative Maintenance kit for T50i, 4" printers

Product / Part number	Compatibility	Technical Data
Printer T50i Maintenance kit MT38000SP	M-Series standard units with 4" printer	-
Image		
		

## Preventative Maintenance kit for T60i, 6" printers

Product / Part number	Compatibility	Technical Data
Printer T60i Maintenance kit MT3800ISP	M-Series standard units with 6" printer	-
Image		
		



## Domino M-Series Accessories Catalogue

Domino Printing Sciences plc has a policy of continuous product improvement, the Company therefore reserves the right to modify the specification contained within this document without notice.

© Domino Printing Sciences plc 2018. All rights reserved.



For additional documentation, either scan the QR code, or go to  
<https://mydomino.domino-printing.com>

Domino Printing Sciences plc  
Bar Hill  
Cambridge CB23 8TU  
England  
Tel: +44 (0)1954 782551  
Fax: +44 (0)1954 782874  
Email: [enquiries@domino-uk.com](mailto:enquiries@domino-uk.com)



Domino. Do more.